



**NEW ZEALAND**  
EDUCATION



**International Summit on the  
Teaching Profession**

29 & 30 MARCH 2015 | BANFF | ALBERTA | CANADA

## Ka Hikitia

The Journey to Māori enjoying and  
achieving education success as Māori

Hon Hekia Parata –  
New Zealand Minister of Education

New Zealand Government

# Overview



NZ population  
**4,200,000**

NZ Māori  
population  
**607,832**

**757,832**

All Domestic  
students in New  
Zealand

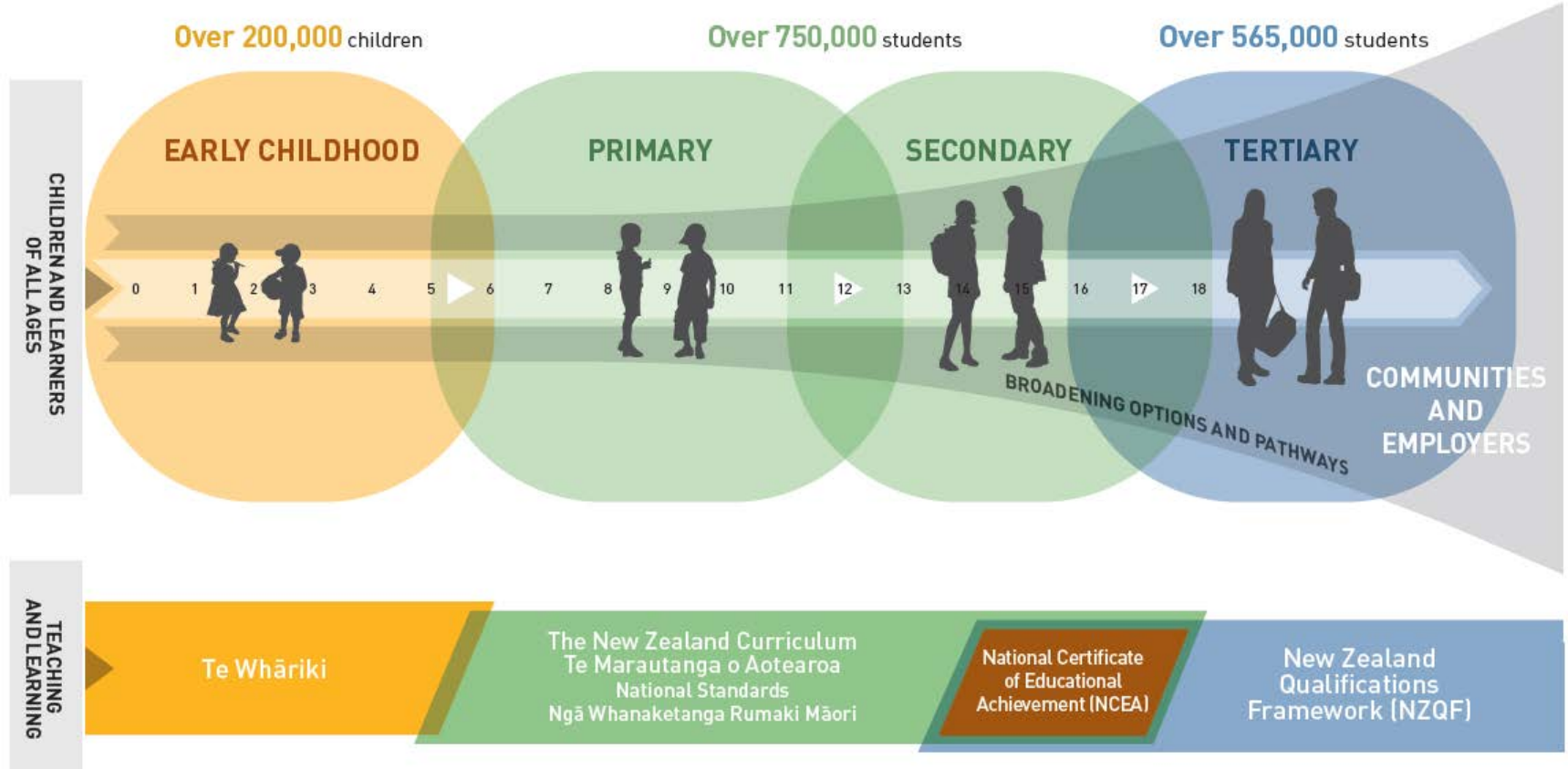
**178,753**

All Māori  
students

**17,598**

Māori-Medium  
Education students

# System Architecture

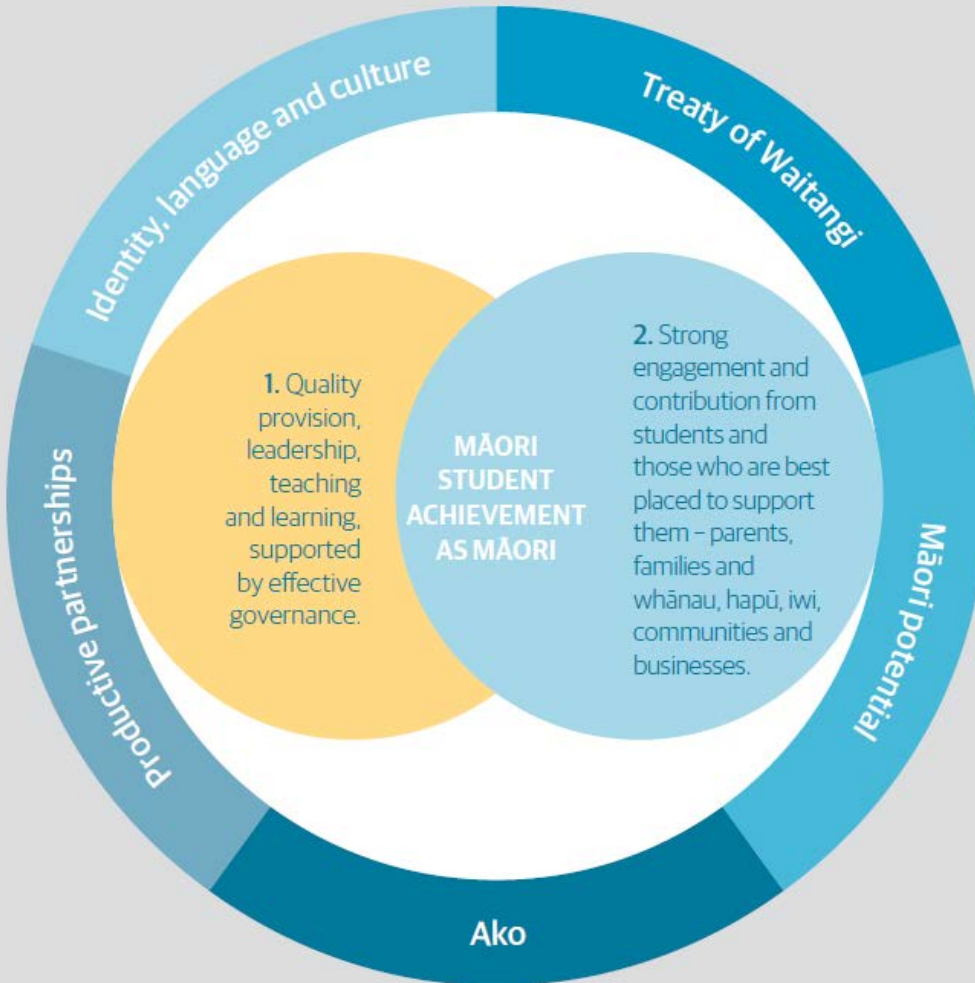


## For Every 100 Students

|   | MĀORI | PĀKEHĀ |   |
|---|-------|--------|---|
| → | 63    | 83     | achieved NCEA Level 2 by 18 years of age                  |
|   | 93    | 98     | participated in early childhood education                 |
|   | 22    | 2      | participate in Māori language in education                |
|   | 65    | 75     | at or above National Standards Reading, Writing, or Maths |
|   | 68    | 85     | continue at school until 17                               |
|   | 30    | 11     | leave secondary school without a qualification            |
|   | 27    | 54     | leave school with a university entrance standard          |
|   | 9     | 29     | attain a bachelors level degree by age 25                 |

# What Works

The critical factors of *Ka Hikitia - Accelerating Success 2013-2017*



Treaty of Waitangi

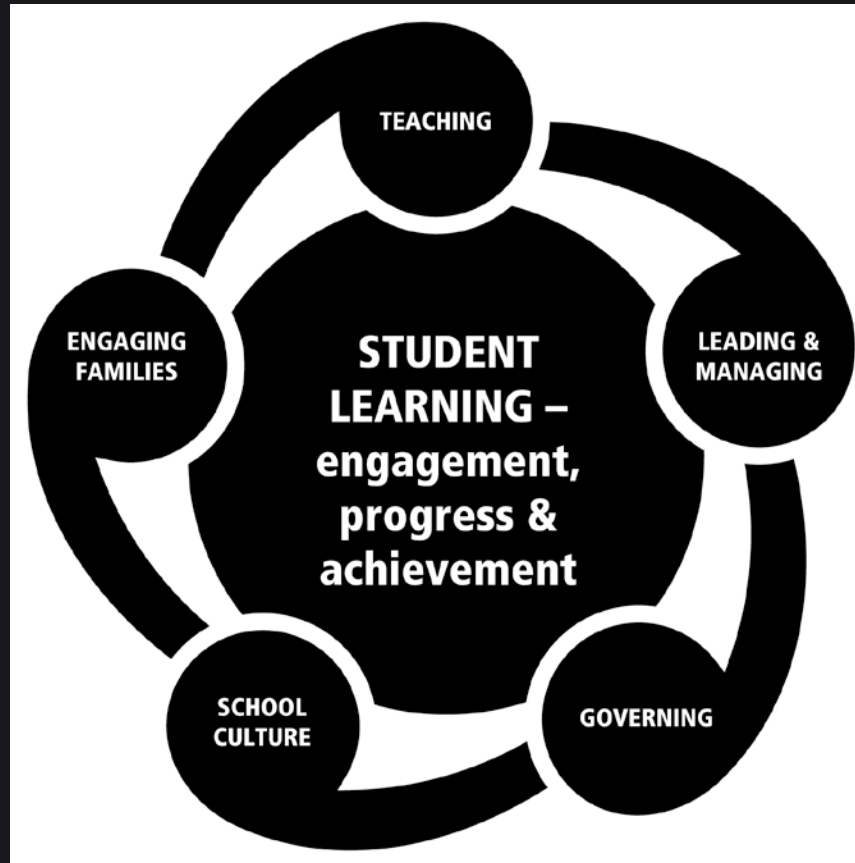
Māori Potential

Ako – a two way teaching and learning process

Identity, language and culture count

Productive partnerships

# Self-managing schools



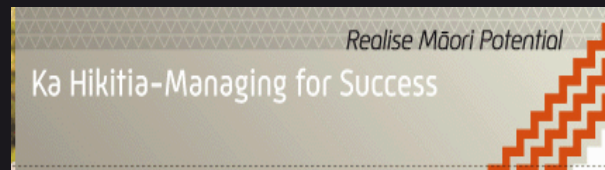

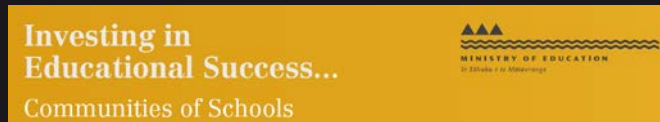
# Policies, Strategies and Tools



Parents, families  
and whānau

Schools, providers, iwi  
and communities

Teachers, school  
leaders and governors





## Five out of Five Kids Successful

